

PROSAFE Tower

SPAN 500

Conçu pour répondre aux réglementations de travail en hauteur

Adapté aux applications électriques

Adapté pour une utilisation en zone 1
Zones classées

CERTIFICAT:
DIN EN 1004:2005-05

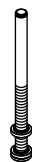
MODELES:
33" / 0,85m Simple Largeur
57" / 1,45m Double Largeur
6'-8' / 2,00-2,50m Longueur




COMPOSANTS



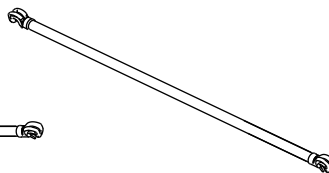
Plaque de base
cod. BP00




Pieds réglables:
cod. 28619/A



Traverse horizontale:
2,00m cod. UHBE06
2,50m cod. UHBE08



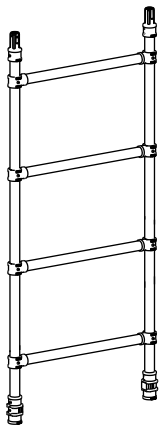
Traverse diagonale:
2,00m cod. UDBE06
2,50m cod. UDBE08



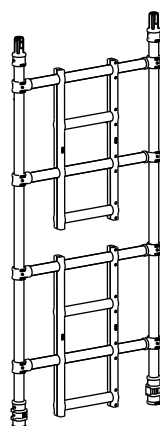
Protection côté:
2,00m cod. U24342E06
2,50m cod. U23996E08

Diamètre roue:
cod. 93633 Ø 127mm
cod. 62152 Ø 203mm

2,00m/4barres:



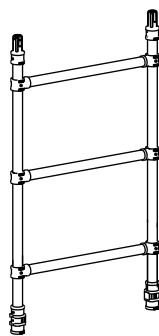
cod. UFR3379A



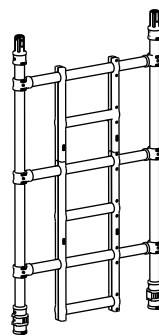
cod. UFR3379L

Montants serrés

1,50m/3barres:

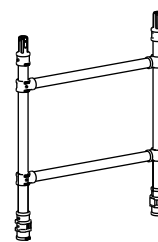


cod. UFR3359A

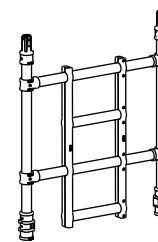


cod. UFR3359L

1,00m/2barres:

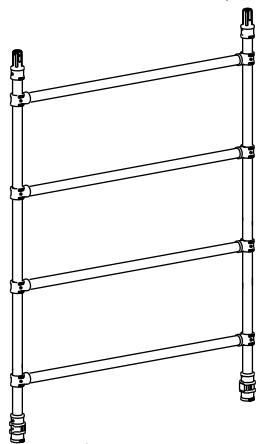


cod. UFR3339A

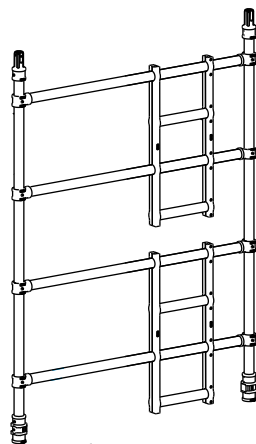


cod. UFR3339L

2,00m/4barres:



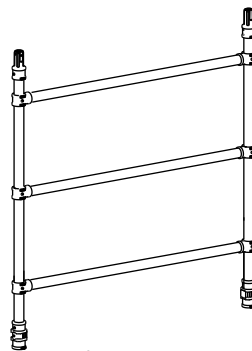
cod. UFR5779A



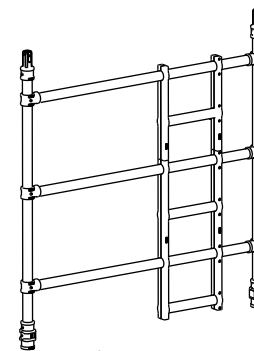
cod. UFR5779L

Montants larges

1,50m/3barres:

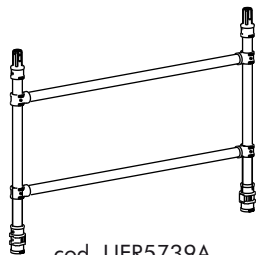


cod. UFR5759A

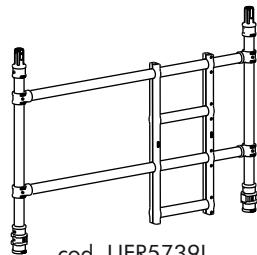


cod. UFR5759L

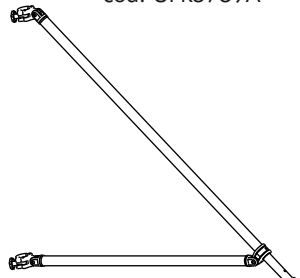
1,00m/2barres:



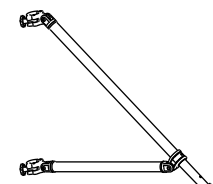
cod. UFR5739A



cod. UFR5739L



Extenseur de base large
cod. PSXE66 GRP



Extenseur de base moyen
cod. PSRE42 GRP

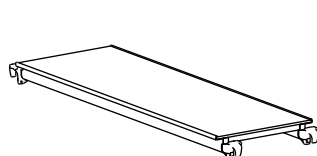


Plate-forme standard:
2,00m – cod. USPE06-61
2,50m – cod. USPE08-61

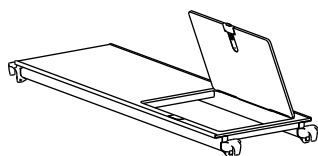
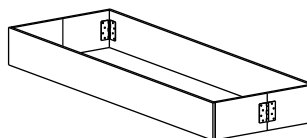
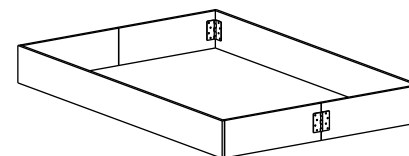


Plate-forme avec trappe:
2,00m – cod. UHPE06-61
2,50m – cod. UHPE08-61



Cale-pied étroit:
2,00m cod. WTB2906-61
2,50m cod. WTB2908-61



Cale-pied large:
2,00m cod. WTB5406-61
2,50m cod. WTB5408-61

Les spécifications du produit sont sujettes à changement sans, préavis ni obligation. Les caractéristiques techniques et les dessins dans la brochure sont à titre indicatif seulement SPAN 500 – ed 06-19